

DESIGN ENVELOPE 4200H | END SUCTION BASE MOUNTED | SINGLE PHASE | 0308-005.0 | SUBMITTAL

File No: 100,3442
Date: APRIL 18, 2016
Supersedes: NEW
Date: NEW

Job: _____ Representative: _____

Order No: _____ Date: _____

Engineer: _____ Submitted by: _____ Date: _____

Contractor: _____ Approved by: _____ Date: _____

PUMP DESIGN DATA

No. of pumps: _____ Tag: _____
Capacity: _____ USgpm (L/s) Head: _____ ft (m)
Liquid: _____ Viscosity: _____
Temperature: _____ °F (°C) Specific gravity: _____
Suction: 4" (100mm) Flanged
Discharge: 3" (75mm) Flanged

UL STD 778 & CSA STD C22.2 NO.108 certified

MOTOR DESIGN DATA

HP: 5 RPM: 1800 Frame size: 184TC
Enclosure: TEFC Volts: 208 Freq: 60 Hz
Phase: 3 Efficiency: NEMA premium 12.12

MAXIMUM PUMP OPERATING CONDITIONS

ANSI 125

175 psig at 140°F (12 bars at 60°C)
100 psig at 300°F (7 bars at 149°C)

ANSI 250

375 psig at 100°F (26 bars at 38°C)
275 psig at 300°F (19 bars at 149°C)

- Tolerance of ±0.125" (±3 mm) should be used
- For exact installation, data please write factory for certified dimensions
- Pump equipped with casing drain plug and ¼" NPT suction and discharge gauge ports

OPTIONAL EQUIPMENT

CONTROLS DATA

Power supply: Volts: 200-240VAC
Freq: 50/60Hz Phase: 1

Sensorless control: Standard

Minimum system pressure to be maintained: _____ ft (m)*

Protocol (standard): Modbus RTU BACnet™ MS/TP
 Johnson® N2 Siemens® FLN

Protocol (optional): LonWorks®

Enclosure: Indoor – UL TYPE 12

Disconnect switch: Non-fused

EMI/RFI control: 1-phase IVS102 units do not meet the EN61800-3 directive

Harmonic suppression: Dual DC-link reactors (Equivalent: 5% AC line reactor) Supporting IEEE 519-1992 requirements**

Cooling: Fan-cooled through back channel

Ambient temperature: -10°C to +45°C up to 1000 meters above sea level (-14°F to +113°F, 3300 ft)

Analog I/O: Two current or voltage inputs, one current output

Digital I/O: Six programmable inputs (two can be configured as outputs)

Pulse inputs: Two programmable

Relay outputs: Two programmable

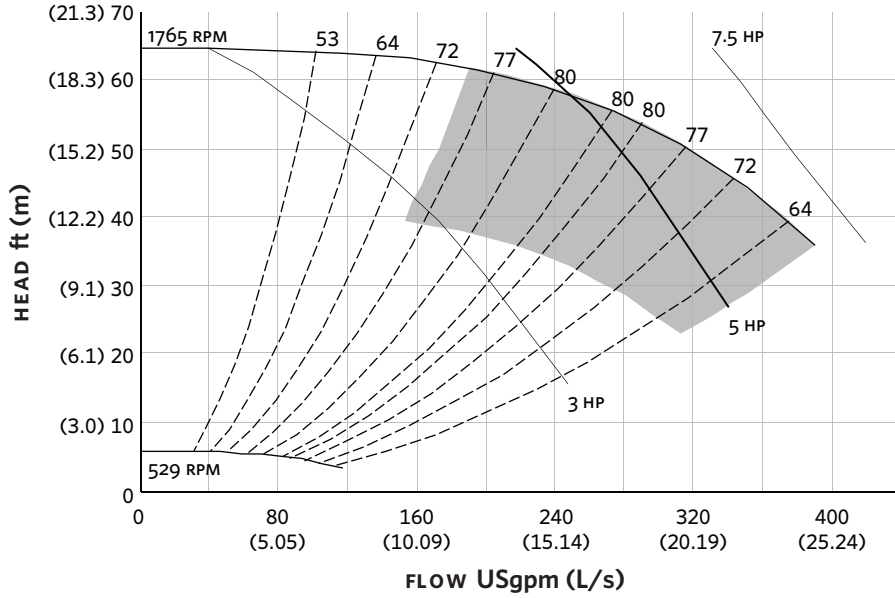
Communication port: 1-RS485, 1-USB

*If minimum maintained system pressure is not known: Default to 40% of design head
**The IVS 102 drive is a low harmonic drive via built-in DC line reactors. This does not guaranty performance to any system wide harmonic specification or the costs to meet a system wide specification. If supplied with the system electrical details, Armstrong will run a computer simulation of the system wide harmonics. If system harmonic levels are exceeded Armstrong can also recommend additional harmonic mitigation and the costs for such mitigation.

MECHANICAL SEAL DATA

Seal type: AB2 **Stationary seat:** Sintered silicon carbide
Secondary seal: Viton **Rotating hardware:** Stainless steel
Spring: Stainless steel

EXTENDED SPEED



Performance curves are for reference only.
Confirm current performance data with Armstrong ACE Online selection software.

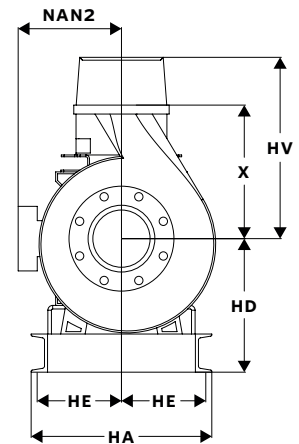
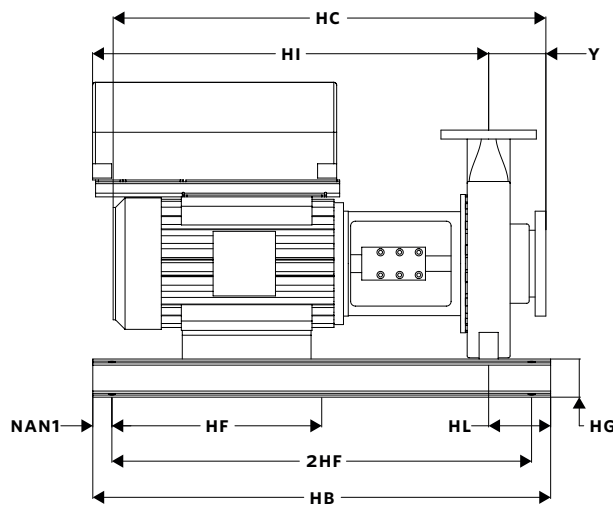
DIMENSION DATA

INDOOR
(UL TYPE 12/ODP)

- Frame size:** 184TC
- Size:** 4×3×8
- HP:** 5
- RPM:** 1800
- HA:** 14.00 (355)
- HB:** 30.00 (762)
- HC:** 30.63 (778)
- HD:** 10.25 (260)
- HE:** 6.37 (162)
- HF:** 13.00 (330)
- 2HF:** 26.00 (660)
- HG:** 3.00 (76)
- HI:** 28.96 (736)
- HL:** 4.50 (114)
- HV:** 17.05 (433)
- NAN1:** 2.00 (51)
- NAN2:** 7.17 (182)
- x:** 11.00 (279)
- y:** 4.00 (102)
- Weight:** 408 (185.3)

Dimensions - inch (mm)
Weight - lbs (kg)

INDOOR



TORONTO
+1 416 755 2291

BUFFALO
+1 716 693 8813

BIRMINGHAM
+44 (0) 8444 145 145

MANCHESTER
+44 (0) 8444 145 145

BANGALORE
+91 (0) 80 4906 3555

SHANGHAI
+86 21 3756 6696

SÃO PAULO
+55 11 4781 5500