



FILE NO:	100.645
DATE:	Aug. 10, 2010
SUPERSEDES:	100.645
DATE:	Jun. 10, 2010

Integrated Plant Package

Plant Type 3 Enclosed

SUBMITTAL

JOB: _____	REPRESENTATIVE: _____
ENGINEER: _____	ORDER NO: _____ DATE: _____
CONTRACTOR: _____	SUBMITTED BY: _____ DATE: _____
	APPROVED BY: _____ DATE: _____

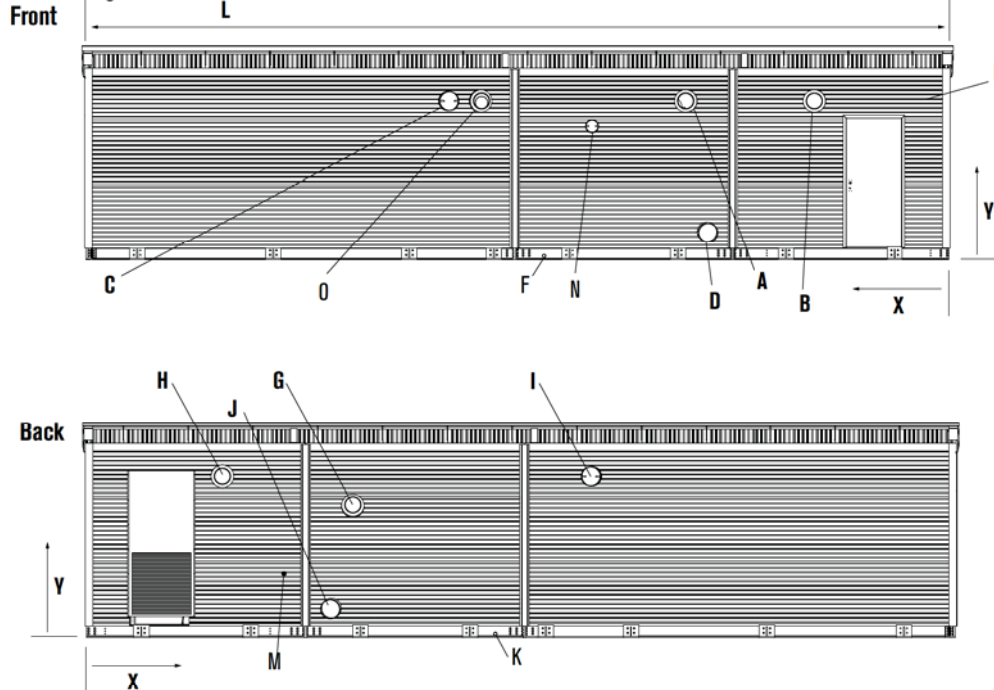
Plant Tons		336	420	520	720	850	1000	
# Chillers		2	2	2	2	2	2	
Tons per Chiller		168	210	260	360	425	500	
Tube access area (in.)		60.2	123.2	123.2	139.0	158.7	178.4	
Has Enclosure		Y	Y	Y	Y	Y	Y	
ARI (Chiller - Integrated Part Load Volume)	100% Load	Capacity	336	420	540	720	850	1000
		kW In	210.2	254.2	323	415	533.6	625.4
		Performance (kW/ton)	0.619	0.619	0.619	0.619	0.619	0.619
	75% Load	Capacity	252	315	405	540	637.6	750
		kW In	117.4	144.4	171.2	224.4	297.8	349.8
		Performance (kW/ton)	0.462	0.462	0.462	0.462	0.462	0.462
	50% Load	Capacity	168	210	270	360	425	500
		kW In	53	66.8	76.2	114.4	134.2	158.2
		Performance (kW/ton)	0.315	0.315	0.315	0.315	0.315	0.315
	25% Load	Capacity	84	105	135	180	212.6	250
		kW In	24.6	32.2	36.2	50.4	62.2	73.2
		Performance (kW/ton)	0.336	0.336	0.336	0.336	0.336	0.336
	Max Flow (USGPM)	Condenser (USGPM)	1008	1260	1620	2160	2550	3000
		Evaporator (USGPM)	802.2	1002.8	1289.4	1719.2	2029.6	2387.6
	Connection Size	Condenser Water	8"	8"	10"	10"	12"	12"
		Chilled Water	8"	8"	8"	10"	10"	10"
Current Draw (Amps)	460V	Chiller	320	432	480	660	800	960
		CT Fan	52	52	52	77	77	77
		CHWP	108	136	160	208	208	260
		CWP	84	84	272	272	160	208
		Others	60	60	60	60	60	60
		Total	624	764	1024	1277	1305	1565
		MCA, (A)	704	872	1144	1442	1505	1805
		MOP, (A)	1024	1304	1624	2102	2305	2765
	575V	Chiller	256	345.6	384	528	640	768
		CT Fan	19.2	47.4	57.4	19.2	19.2	47.4
		CHWP	88	108	128	164	164	208
		CWP	68	68	136	136	128	164
		Others	48	48	48	48	48	48
		Total	479.2	617	753.4	895.2	999.2	1235.4
		MCA, (A)	543.2	703.4	849.4	1027.2	1159.2	1427.4
		MOP, (A)	799.2	1049	1233.4	1555.2	1799.2	2195.4
Dimensions	Overall Dimensions	Length (L)	38'-8"	44'-1"	44'-1"	45'-4"	47'-0"	48'-8"
		Width (W)	15'-0"	15'-0"	15'-0"	15'-0"	15'-0"	15'-0"
		Height (H)	11'-6"	11'-6"	11'-6"	11'-6"	11'-6"	11'-6"

Plant Tons		336	420	520	720	850	1000	
# Chillers		2	2	2	2	2	2	
Tons per Chiller		168	210	260	360	425	500	
Dimensions	A. Front Chilled Water Supply	X	90	90	90	90	90	
		Y	104	104	104	104	104	104
	B. Front Chilled Water Return	X	159*	159*	159*	159*	159*	159*
		Y	104	104	104	104	104	104
	C. Front Condenser Leaving Water	X	327*	327*	327*	327*	327*	327*
		Y	104	104	104	104	104	104
	D. Front Condenser Return Water	X	158*	158*	158*	158*	158*	158*
		Y	19*	19*	19*	19*	19*	19*
	E. Electrical Connection	X	35	35	35	35	35	35
		Y	110	110	110	110	110	110
	F. Front Drain	X	265	265	265	265	265	265
		Y	2	2	2	2	2	2
	G. Back Chilled Water Supply	X	90	90	90	90	90	90
		Y	89*	89*	89*	89*	89*	89*
	H. Back Chilled Water Return	X	159	159	159	159	159	159
		Y	104	104	104	104	104	104
	I. Back Condenser Leaving Water	X	327*	327*	327*	327*	327*	327*
		Y	104	104	104	104	104	104
	J. Back Condenser Return Water	X	158*	158*	158*	158*	158*	158*
		Y	19*	19*	19*	19*	19*	19*
K. Back Drain	X	265	265	265	265	265	265	
	Y	2	2	2	2	2	2	
M. Water Make-up	X	72	72	72	72	72	72.0	
	Y	32	32	32	32	32	32.0	
N. Auxiliary Chilled Water Supply (from main chiller to back up unit)	X	306	306	306	306	306	306	
	Y	104	104	104	104	104	104	
O. Auxiliary Chilled Water Return (from back up to main chiller)	X	234*	234*	234*	234*	234*	234*	
	Y	88*	88*	88*	88*	88*	88*	
Total Weight (lbs)		67,700	77,660	83,640	97,580	111,520	111,520	

Note 1*: Dimensions can vary by +/- 6" depending on unit size

Note 2: All pipes extend beyond structure by 6"

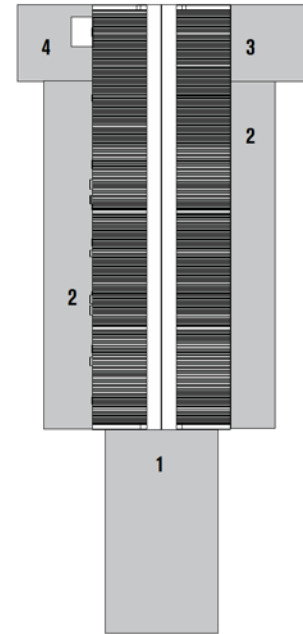
Note 3: Weights are estimated



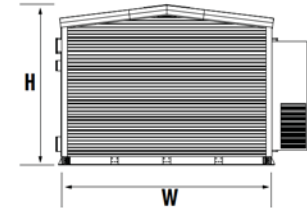
Access Clearance Requirement

1	Chiller tube cleaning or tube replacement:	
	Chiller Tons	Access Length (in)
1	80	52.40
	130	52.40
	168	60.20
	210	123.20
	260	123.20
	360	139.00
	425	158.70
	500	178.40
2	Walking access: 42.00	
3	Entry/access door: 72.00	
4	A/C unit servicing: 36.00	

Top



End



S. A. Armstrong Limited
23 Bertrand Avenue
Toronto, Ontario
Canada, M1L 2P3
T: (416) 755-2291
F (Main): (416) 759-9101

Armstrong Pumps Inc.
93 East Avenue
North Tonawanda, New York
U.S.A. 14120-6594
T: (716) 693-8813
F: (716) 693-8970

Armstrong Integrated Limited
Wenlock Way
Manchester
United Kingdom, M12 5JL
T: +44 (0) 8444 145 145
F: +44 (0) 8444 145 146



© S.A. Armstrong Limited 2010